

TELCOFLEX® Telecom Control Wire and Cable

PVC Insulated, Lacquered Cotton Braid Jacketed Wire. For Internal Wiring of Telephone Equipment. UL listed AWM Style 1491 90°C, 600 volts VW-1. CSA listed AWM I A/B 90°C, 300 volts FT-1 (24-10 AWG only) RoHS Compliant, Lead-Free




Image not to scale. See Table 1 for dimensions.

CONSTRUCTION:

- Conductor:** Solid or stranded, tin-coated copper conforming to ASTM B-33 and B-172 or B-174.
- Separator:** Separator Tape: Opaque Mylar tape
- Insulation:** 85°C rated Polyvinyl Chloride (PVC) conforming to Underwriters’ Laboratories AWM Style 1491 and CSA C22.2 No. 210.2 requirements.
- Cotton Braid:** On all sizes, a lacquered cotton braid conforming to UL requirements is applied over the insulation.
- Optional Cabling or Shielding:** 2, 3, or 4 conductors may be twisted together when requested. A braided shield may be applied over 1, 2, 3, or 4 conductors with an overall lacquered cotton braid.

APPLICATIONS AND FEATURES:

This specification covers the construction requirements for PVC insulated, cotton braided hook-up wire for internal wiring of telephone equipment. The construction of the wire and cable is in accordance with Underwriters’ Laboratories Appliance Wiring Material (AWM) Style 1491.

SPECIFICATIONS:

- ASTM B33 Standard Specification for Tin-Coated Soft or Annealed Copper Wire
- ASTM B172 Standard Specification for Rope-Lay-Stranded Copper Conductors Having Bunch-Stranded Copper Conductors (As Applicable)
- ASTM B174 Standard Specification for Bunch-Stranded Copper
- UL 758 Standard for Appliance Wiring Material
- CSA C22.2 No. 210 Appliance Wiring Material Products
- RoHS-3 Complies with European Directive 2015/863

Table 1 – Physical and Electrical Data

| Stock Number | Cond. Size | Cond. Strands | Diameter Over Cond. | Insul. Thickness | Approx. OD | Approx. Weight | DC Resistance @ 25°C | Min Bending Radius |
|--------------|---------------|---------------|---------------------|------------------|------------|----------------|----------------------|--------------------|
| | AWG/ Kcmil | strands | inch | mil | inch | lb/1000ft | Ω/1000ft | inch |
| TBA | 2 | 665 | 0.298 | 25 | 0.450 | 237 | 0.1621 | 3.6 |

All dimensions are nominal and subject to normal manufacturing tolerances

◊ Cable marked with this symbol is a standard stock item



Table 2 - 1/C Stock Code Colors











| Size | Black | Red | Blue | White | Brown | Orange | Yellow | Gray | Green | Purple |
|----------|---|---|---|---|---|--|---|---|---|---|
| |  |  |  |  |  |  |  |  |  |  |
| 16 (26) | 569734 | | | | | | | | | |
| 14 (41) | 569725 | 569727 | | | | | | | | |
| 10 (104) | 591433 | | | 569719 | | | | | | |

Table 3 - Cabled Constructions

| Stock Number | Cond. Size | Cond. Strands | Diameter Over Cond. | # of Cond. | Insul. Thickness | Cabled OD | Approx. Weight | DC Resistance @ 20°C | Color Code |
|--------------|------------|---------------|---------------------|------------|------------------|-----------|----------------|----------------------|------------|
| | AWG | strands | inch | No. | mil | inch | lb/1000ft | ohm/1000ft | |
| 569792 | 22 | 7 | 0.030 | 2 | 15 | 0.196 | 15 | 16.4 | RD/BK |
| 569743 | 18 | 1 | 0.040 | 2 | 15 | 0.216 | 21 | 6.67 | RD/RD-BK |
| 569737 | 16 | 1 | 0.051 | 2 | 15 | 0.237 | 28 | 4.181 | RD/BK |
| 569738 | 16 | 26 | 0.061 | 2 | 15 | 0.256 | 29 | 4.181 | RD/BK |
| 569739 | 16 | 26 | 0.061 | 2 | 15 | 0.256 | 29 | 4.181 | RD/RD-BK |
| 569729 | 14 | 41 | 0.077 | 2 | 16 | 0.293 | 40 | 2.631 | RD/BK |
| 569730 | 14 | 41 | 0.077 | 2 | 16 | 0.293 | 40 | 2.631 | RD/RD-BK |
| 571416 | 12 | 65 | 0.092 | 2 | 17 | 0.332 | 60 | 1.661 | RD/BK |

