



TELCOFLEX® L3 Telecom Power Wire and Cable

Limited smoke, Non-halogenated Insulation, 105°C Dry, 60°C Wet



Image not to scale. See Table 1 for dimensions.

CONSTRUCTION:

1. **Conductor:** Class B stranded, tin-coated copper conforming to ASTM B-33
2. **Separator Tape:** Opaque Mylar tape
3. **Insulation:** Limited smoke, non-halogenated, 105°C Dry, 60°C Wet TelcoHyde® 5221. Conforms to UL 44, UL 758, CSA C22.2 No. 210-11, and Telcordia Specification GR-347- CORE. Insulation has a Limiting Oxygen Index of 35%
4. **Separator Tape:** 1 mil Clear Mylar tape on 6 AWG and larger
5. **Cotton Braid:** Overall natural cotton braid conforming to UL 44
6. **Saturant and Colored Finisher:** Moisture resistant, fire retardant saturant and a colored finisher

APPLICATIONS AND FEATURES:

This specification covers the construction requirements for a limited smoke, non-halogenated power cable insulated with TelcoHyde® 5221 with an overall flame retardant saturated braid. UL listed Type RHH, FT4-ST1 in accordance with the National Electrical Code. Product is for use in Central Office, CATV Head End, Data Center and Cell Tower applications. Cable is suitable for UL "CT USE" (Cable Tray rated) in sizes 1/0 AWG and larger.

SPECIFICATIONS:

- ASTM B8 Concentric-Lay-Stranded Copper Conductors
- ASTM B33 Standard Specification for Tin-Coated Soft or Annealed Copper Wire
- UL 44 Type RHH, FT4-ST1, VW-1, 600 Volts DC or AC
- UL 2731 Telecommunications Central Office Power Cable
- CSA AWM IB 105°C 600V. FT4-ST1
- IEC including 60674 and 60332
- RoHS Compliant Lead-Free, Silicone-Free
- ATIS 0600017.2020 List 3
- Telcordia GR-347-CORE





SAMPLE PRINT LEGEND:

SIZES 14 AWG THROUGH 10 AWG:

{SQFTG} SOUTHWIRE AIW{TM} CORD BRAND TELCOFLEX® III ATIS 0600017.2020 L3 NON-HAL (UL) E30117 XX AWG 600 VOLTS RHH VW-1 ST1 FT4 OR AWM 3578 60°C WET --- LL90458 (CSA) AWM I B 105°C 600 VOLTS FT4 {YYYY} {HH:MM} {JULIAN} --- MEETS IEC INCLUDING 60674 & 60332

SIZES 8 AWG THROUGH 2 AWG:

{SQFTG} SOUTHWIRE AIW{TM} CORD BRAND TELCOFLEX® III ATIS 0600017.2020 L3 NON-HAL (UL) E30117 XXX AWG 600 VOLTS RHH VW-1 ST1 FT4 OR AWM 3578 60°C WET --- LL90458 (CSA) AWM I B 105°C 600 VOLTS FT4 {YYYY} {HH:MM} {JULIAN} --- MEETS IEC INCLUDING 60674 & 60332

SIZES 1/0 AWG THROUGH 750 KCMIL:

{SQFTG} SOUTHWIRE AIW{TM} CORD BRAND TELCOFLEX® III ATIS 0600017.2020 L3 NON-HAL {UL} E30117 XXX AWG 600 VOLTS RHH VW-1 ST1 FT4 SR FOR CT USE OR AWM 3578 60°C WET --- LL90458 {CSA} AWM I B 105°C 600 VOLTS FT4 {YYYY} {HH:MM} {JULIAN} --- MEETS IEC INCLUDING 60674 & 60332

NOTE: CABLE SHALL BE PRINTED ON BOTH SIDES USING INK OF CONTRASTING COLOR; SEQUENTIAL FOOTAGE MARKS SHALL BE APPLIED 2 FOOT INTERNALS ON ONE SIDE OF THE CABLE.

PACKAGING:

All put-ups one length only unless agreed to otherwise. Maximum lengths per size will be advised. The ends of the cable shall be capped or taped to prevent the entrance of moisture during shipment or storage.



Table 1 – Physical and Electrical Data

Stock Number	Cond. Size	Cond. Strands	Diameter Over Cond.	Insul. Thickness	Approx. OD	Approx. Weight	DC Resistance @ 25°C	Min Bending Radius	Allowable Ampacity 75°C	Allowable Ampacity 90°C
	AWG/Kcmil	strands	inch	mil	inch	lb/1000ft	Ω/1000ft	inch	Amp	Amp
571336	14	7	0.070	45	0.214	36	2.631	1.7	20	25
571457	14	7	0.070	45	0.214	36	2.631	1.7	20	25
571556	14	7	0.070	45	0.214	36	2.631	1.7	20	25
571337	14	7	0.070	45	0.214	36	2.631	1.7	20	25
571335	14	7	0.070	45	0.214	36	2.631	1.7	20	25
569696	12	7	0.088	45	0.219	44	1.662	1.8	25	30
569694	12	7	0.088	45	0.219	44	1.662	1.8	25	30
569697	12	7	0.088	45	0.219	44	1.662	1.8	25	30
569693	12	7	0.088	45	0.219	44	1.662	1.8	25	30
569695	12	7	0.088	45	0.244	44	1.662	2.0	25	30
570511	10	7	0.113	45	0.258	61	1.040	2.1	35	40
569682	10	7	0.113	45	0.258	61	1.040	2.1	35	40
569680	10	7	0.113	45	0.258	61	1.040	2.1	35	40
569683	10	7	0.113	45	0.258	61	1.040	2.1	35	40
569679	10	7	0.113	45	0.258	61	1.040	2.1	35	40
571267	8	7	0.141	60	0.328	95	0.653	2.6	50	55
569880	8	7	0.141	60	0.328	95	0.653	2.6	50	55
571490	8	7	0.141	60	0.328	95	0.653	2.6	50	55
569881	8	7	0.141	60	0.328	95	0.653	2.6	50	55
569879	8	7	0.141	60	0.328	95	0.653	2.6	50	55
571410	6	7	0.177	60	0.362	132	0.411	2.9	65	75
569865	6	7	0.177	60	0.362	132	0.411	2.9	65	75
569862	6	7	0.177	60	0.362	132	0.411	2.9	65	75
569826	4	7	0.225	60	0.402	184	0.258	3.2	85	95
569828	4	7	0.225	60	0.402	184	0.258	3.2	85	95
569824	4	7	0.225	60	0.402	184	0.258	3.2	85	95
569829	4	7	0.225	60	0.402	184	0.258	3.2	85	95
571287	4	7	0.225	60	0.402	184	0.258	3.2	85	95
569831	4	7	0.225	60	0.402	184	0.258	3.2	85	95
569825	4	7	0.225	60	0.402	184	0.258	3.2	85	95
569757	2	7	0.282	60	0.475	279	0.162	3.8	115	130
569760	2	7	0.282	60	0.475	279	0.162	3.8	115	130
569761	2	7	0.282	60	0.475	279	0.162	3.8	115	130
569758	2	7	0.282	60	0.475	279	0.162	3.8	115	130
569759	2	7	0.282	60	0.475	279	0.162	3.8	115	130
569762	2	7	0.282	60	0.475	279	0.162	3.8	115	130
569763	2	7	0.282	60	0.475	279	0.162	3.8	115	130
679575	1	19	0.322	80	0.576	363	0.128	4.6	130	145
569667	1/0	19	0.361	80	0.576	441	0.102	4.6	150	170
569669	1/0	19	0.361	80	0.576	441	0.102	4.6	150	170





Stock Number	Cond. Size	Cond. Strands	Diameter Over Cond.	Insul. Thickness	Approx. OD	Approx. Weight	DC Resistance @ 25°C	Min Bending Radius	Allowable Ampacity 75°C	Allowable Ampacity 90°C
	AWG/Kcmil	strands	inch	mil	inch	lb/1000ft	Ω/1000ft	inch	Amp	Amp
569664	1/0	19	0.361	80	0.576	441	0.102	4.6	150	170
569670	1/0	19	0.361	80	0.576	441	0.102	4.6	150	170
571384	1/0	19	0.361	80	0.576	441	0.102	4.6	150	170
569777	2/0	19	0.405	80	0.625	529	0.081	5.0	175	195
569779	2/0	19	0.405	80	0.625	529	0.081	5.0	175	195
569775	2/0	19	0.405	80	0.625	529	0.081	5.0	175	195
569781	2/0	19	0.405	80	0.625	529	0.081	5.0	175	195
571383	2/0	19	0.405	80	0.625	529	0.081	5.0	175	195
569845	4/0	19	0.512	80	0.730	795	0.051	5.8	230	260
569847	4/0	19	0.512	80	0.730	795	0.051	5.8	230	260
569843	4/0	19	0.512	80	0.730	795	0.051	5.8	230	260
569849	4/0	19	0.512	80	0.730	795	0.051	5.8	230	260
569842	4/0	19	0.512	80	0.730	795	0.051	5.8	230	260
569808	350	37	0.661	95	0.909	1288	0.031	7.3	310	350
571569	350	37	0.661	95	0.909	1288	0.031	7.3	310	350
571492	350	37	0.661	95	0.909	1288	0.031	7.3	310	350
569810	350	37	0.661	95	0.909	1288	0.031	7.3	310	350
571382	350	37	0.661	95	0.909	1288	0.031	7.3	310	350
569633	500	37	0.789	95	1.037	1783	0.022	8.3	380	430
569635	500	37	0.789	95	1.037	1783	0.022	8.3	380	430
569630	500	37	0.789	95	1.037	1783	0.022	8.3	380	430
571555	500	37	0.789	95	1.037	1783	0.022	8.3	380	430
569613	750	61	0.968	110	1.246	2638	0.014	10.0	475	535
569615	750	61	0.968	110	1.246	2638	0.014	10.0	475	535
569611	750	61	0.968	110	1.246	2638	0.014	10.0	475	535
569617	750	61	0.968	110	1.246	2638	0.014	10.0	475	535
582037	750	61	0.968	110	1.246	2638	0.014	10.0	475	535
571262	750	61	0.968	110	1.246	2638	0.014	10.0	475	535
569612	750	61	0.968	110	1.246	2638	0.014	10.0	475	535

All dimensions are nominal and subject to normal manufacturing tolerances

◇ Cable marked with this symbol is a standard stock item

* Allowable Ampacity In Raceway per NEC Table 310.15(B)(16)

TBA stock codes are estimations only and actual product may vary. Please wait until a stock code is assigned to purchase connectors and/or fittings.

TESTING:



Physical and electrical tests in accordance with the requirements of UL Standard 44, Standard 758, and CSA Standard C22.2 No. 210-11 as AWM.





LABELS

UL and CSA tags and labels shall be applied to all packages.



Stock Numbers and Colors

Size (All Items are Braided)	Gray	Green	Blue	Red
				
14	57133601	57145701	57155601	57133701
12	56969501	56969601	56969401	56969701
10	57051101	56968201	56968001	56968302
8	57126701	56988001	57149001	56988101
6		56986501	56986201	
4	56982601	56982801	56982401	56982901
2	56975701	56976001	56976101	56975801
1	67957501			
1/0	56966701	56966901	56966401	56967001
2/0	56977701	56977901	56977501	56978101
4/0	56984501	56984701	56984301	56984901
350	56980801	57156901	57149201	56981001
500	56963301	56963501	56963001	57155501
750	56961301	56961501	56961101	56961701

Size (All Items are Braided)	Black	Red - Black Tracer	Blue - Black Tracer	Gray - Black Tracer
				
14	57133501			
12	56969301			
10	56967901			
8	56987901			
6				57141001
4	57128701	56983101	56982501	
2	56975901	56976201	56976301	
1/0	57138401			
2/0	57138301			
4/0	56984201			
350	57138201			
500				
750	58203701	57126201	56961201	

