



TELCOFLEX® L4 Telecom Power Wire and Cable

Limited smoke, Non-halogenated Insulation, 105°C Dry, 60°C Wet

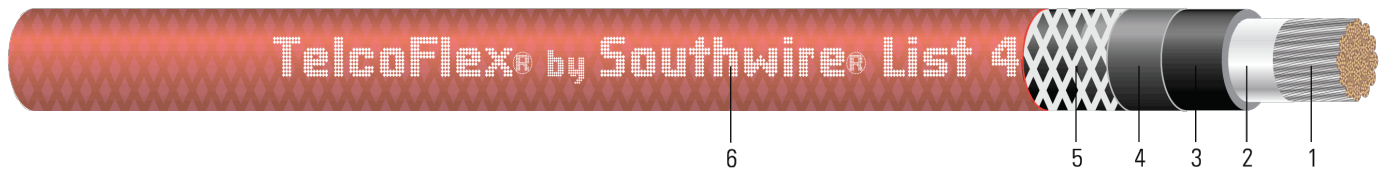


Image not to scale. See Table 1 for dimensions.

CONSTRUCTION:

1. **Conductor:** Class I modified bunched (8 and 6 AWG) or rope bunched (4 AWG and larger) tinned copper, conforming to ASTM B-33
2. **Separator Tape:** Opaque Mylar tape
3. **Insulation:** Limited smoke, non-halogenated, 105°C Dry, 60°C Wet TelcoHyde® 5221. Conforms to UL 44, UL 758, CSA C22.2 No. 210-11, and Telcordia Specification GR-347-CORE. Insulation has a Limiting Oxygen Index of 35%
4. **Separator Tape:** 1 mil clear mylar tape on 6 AWG and larger
5. **Cotton Braid:** Overall natural cotton braid conforming to UL 44
6. **Saturant and Colored Finisher:** Moisture resistant, fire retardant saturant and a colored finisher

APPLICATIONS AND FEATURES:

This specification covers the construction requirements for a limited smoke, non-halogenated power cable insulated with TelcoHyde® 5221 with an overall flame retardant saturated braid. UL listed Type RHH, FT4-ST1 in accordance with the National Electrical Code. Product is for use in Central Office, CATV Head End, Data Center and Cell Tower applications. Cable is suitable for UL "CT USE" (Cable Tray rated) in sizes 1/0 AWG and larger.

SPECIFICATIONS:

- ASTM B33 Standard Specification for Tin-Coated Soft or Annealed Copper Wire
- ASTM B172 Standard Specification for Rope-Lay-Stranded Copper Conductors Having Bunch-Stranded Copper Conductors
- UL 44 Type RHH, FT4-ST1, VW-1, 600 Volts DC or AC
- UL 2731 Telecommunications Central Office Power Cable
- CSA AWM IB 105°C 600V. FT4-ST1
- IEC including 60674 and 60332
- RoHS Compliant Lead-Free, Silicone-Free
- ATIS 0600017.2020 List 4
- Telcordia GR-347-CORE





SAMPLE PRINT LEGEND:

SIZES 8 AWG THROUGH 2 AWG:

{SQFTG} SOUTHWIRE AIW{TM} CORD BRAND TELCOFLEX® IV ATIS 0600017.2020 L4 NON-HAL {UL} E30117 XXX AWG CLASS I 600 VOLTS RHH VW-1 ST1 FT4 OR AWM 3578 60°C WET --- LL90458 {CSA} AWM I B 105°C 600 VOLTS FT4 {YYYY} {HH:MM} {JULIAN} --- MEETS IEC INCLUDING 60674 & 60332

SIZES 1/0 AWG THROUGH 750 KCMIL:

{SQFTG} SOUTHWIRE AIW{TM} CORD BRAND TELCOFLEX® IV ATIS 0600017.2020 L4 NON-HAL {UL} E30117 XXX AWG CLASS I 600 VOLTS RHH VW-1 ST1 FT4 SR FOR CT USE OR AWM 3578 60°C WET --- LL90458 {CSA} AWM I B 105°C 600 VOLTS FT4 {YYYY} {HH:MM} {JULIAN} --- MEETS IEC INCLUDING 60674 & 60332

PACKAGING:

All put-ups one length only unless agreed to otherwise. Maximum lengths per size will be advised. The ends of the cable shall be capped or taped to prevent the entrance of moisture during shipment or storage.



Table 1 – Physical and Electrical Data

Stock Number	Cond. Size	Cond. Strands	Diameter Over Cond.	Insul. Thickness	Approx. OD	Approx. Weight	DC Resistance @ 25°C	Min Bending Radius	Allowable Ampacity 75°C	Allowable Ampacity 90°C
	AWG/ Kcmil	strands	inch	mil	inch	lb/1000ft	Ω/1000ft	inch	Amp	Amp
569882	8	41	0.145	60	0.335	97	0.679	2.7	50	55
572061	8	41	0.145	60	0.335	97	0.679	2.7	50	55
571790	8	41	0.145	60	0.335	97	0.679	2.7	50	55
571789	8	41	0.145	60	0.335	97	0.679	2.7	50	55
575327	8	41	0.145	60	0.335	97	0.679	2.7	50	55
569870	6	65	0.186	60	0.366	130	0.435	2.9	65	75
571504	6	65	0.186	60	0.366	130	0.435	2.9	65	75
571263	6	65	0.186	60	0.366	130	0.435	2.9	65	75
571530	6	65	0.186	60	0.366	130	0.435	2.9	65	75
569868	6	65	0.186	60	0.366	130	0.435	2.9	65	75
569833	4	105	0.235	60	0.444	217	0.274	3.6	85	95
579361	4	105	0.235	60	0.444	217	0.274	3.6	85	95
571685	4	105	0.235	60	0.444	217	0.274	3.6	85	95
569834	4	105	0.235	60	0.444	217	0.274	3.6	85	95
571573	4	105	0.235	60	0.444	217	0.274	3.6	85	95
569832	4	105	0.235	60	0.444	217	0.274	3.6	85	95
571458	2	133	0.290	60	0.495	270	0.172	4.0	115	130
571925	2	133	0.290	60	0.495	270	0.172	4.0	115	130
571499	2	133	0.290	60	0.495	270	0.172	4.0	115	130
571688	2	133	0.290	60	0.495	270	0.172	4.0	115	130
569768	2	133	0.290	60	0.495	270	0.172	4.0	115	130
569766	2	133	0.290	60	0.495	270	0.172	4.0	115	130
569767	2	133	0.290	60	0.495	270	0.172	4.0	115	130
570506	1/0	266	0.379	80	0.610	442	0.109	4.9	150	170
569672	1/0	266	0.379	80	0.610	442	0.109	4.9	150	170
571552	1/0	266	0.379	80	0.610	442	0.109	4.9	150	170
569674	1/0	266	0.379	80	0.610	442	0.109	4.9	150	170
571381	1/0	266	0.379	80	0.610	442	0.109	4.9	150	170
569675	1/0	266	0.379	80	0.610	442	0.109	4.9	150	170
678357	1/0	266	0.379	80	0.610	442	0.109	4.9	150	170
569784	2/0	342	0.400	80	0.673	552	0.087	5.4	175	195
569785	2/0	342	0.400	80	0.673	552	0.087	5.4	175	195
569789	2/0	342	0.400	80	0.673	552	0.087	5.4	175	195
569786	2/0	342	0.400	80	0.673	552	0.087	5.4	175	195
569783	2/0	342	0.400	80	0.673	552	0.087	5.4	175	195
569852	4/0	532	0.530	80	0.786	797	0.055	6.3	230	260
571268	4/0	532	0.530	80	0.786	797	0.055	6.3	230	260
569851	4/0	532	0.530	80	0.786	797	0.055	6.3	230	260
569853	4/0	532	0.530	80	0.786	797	0.055	6.3	230	260
571269	4/0	532	0.530	80	0.786	797	0.055	6.3	230	260





Stock Number	Cond. Size	Cond. Strands	Diameter Over Cond.	Insul. Thickness	Approx. OD	Approx. Weight	DC Resistance @ 25°C	Min Bending Radius	Allowable Ampacity 75°C	Allowable Ampacity 90°C
	AWG/ Kcmil	strands	inch	mil	inch	lb/1000ft	Ω/1000ft	inch	Amp	Amp
583244	4/0	532	0.530	80	0.786	797	0.055	6.3	230	260
569813	350	855	0.670	95	1.008	1303	0.033	8.1	310	350
573102	350	855	0.670	95	1.008	1303	0.033	8.1	310	350
571379	350	855	0.670	95	1.008	1303	0.033	8.1	310	350
571689	350	855	0.670	95	1.008	1303	0.033	8.1	310	350
571500	350	855	0.670	95	1.008	1303	0.033	8.1	310	350
569796	350	855	0.670	95	1.008	1303	0.033	8.1	310	350
569812	350	855	0.670	95	1.008	1303	0.033	8.1	310	350
569637	500	1225	0.858	95	1.140	1778	0.023	9.1	380	430
578506	500	1225	0.858	95	1.140	1778	0.023	9.1	380	430
571551	500	1225	0.858	95	1.140	1778	0.023	9.1	380	430
569638	500	1225	0.858	95	1.140	1778	0.023	9.1	380	430
571574	500	1225	0.858	95	1.140	1778	0.023	9.1	380	430
569639	500	1225	0.858	95	1.140	1778	0.023	9.1	380	430
569625	500	1225	0.858	95	1.140	1778	0.023	9.1	380	430
571450	750	1850	1.094	110	1.320	2586	0.016	10.6	475	535
569619	750	1850	1.094	110	1.374	2758	0.016	11.0	475	535
569618	750	1850	1.094	110	1.374	2758	0.016	11.0	475	535
569620	750	1850	1.094	110	1.374	2758	0.016	11.0	475	535
571501	750	1850	1.094	110	1.374	2758	0.016	11.0	475	535
569621	750	1850	1.094	110	1.374	2758	0.016	11.0	475	535
569623	750	1850	1.094	110	1.374	2758	0.016	11.0	475	535

All dimensions are nominal and subject to normal manufacturing tolerances

◇ Cable marked with this symbol is a standard stock item

* Allowable Ampacity In Raceway per NEC Table 310.15(B)(16)

TESTING:

Physical and electrical tests in accordance with the requirements of UL Standard 44, Standard 758 and CSA Standard C22.2 No. 210-11 as AWM.





LABELS




UL and CSA tags and labels shall be applied to all packages.





Stock Numbers and Colors

Size (All Items are Braided)	Gray	Green	Blue	Red
				
8	56988201	57206101	57179001	57178901
6	56987001	57150401	57126301	57153001
4	56983301	57936101	57168501	56983401
2	57145801	57192501	57149901	57168801
1/0	57050601	56967201	57155201	56967401
2/0	56978401	56978501	56978901	56978601
4/0	56985201	57126801	56985101	56985301
350	56981301	57310201	57137901	57168901
500	56963701	57850601	57155101	56963801
750	56961901	57145001	56961801	56962001

Size (All Items are Braided)	Black	Red - Black Tracer	Blue - Black Tracer
			
8	57532701		
6	56986801		
4	57157301		56983201
2	56976801	56976601	56976701
1/0	57138101	56967501	67835701
2/0	56978301		
4/0	57126901		58324401
350	57150001	56979601	56981201
500	57157401	56963901	56962501
750	57150101	56962101	56962301

