



TELCOFLEX® Telecom 2/C Power Tray Cable

600 Volt Flexible Copper Conductors, TelcoHyde® 5221 Limited Smoke, Non-Halogen Insulation with Thermoset Jacket, Type TC. Rated 90°C Dry and 60°C Wet, Sunlight Resistant with a Limiting Oxygen Index of 35%.

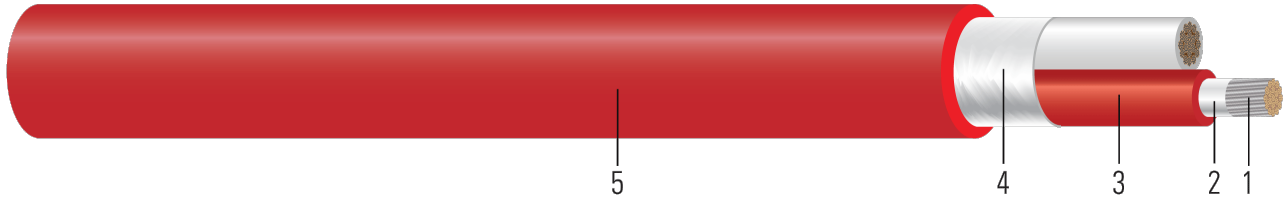


Image not to scale. See Table 1 for dimensions.

CONSTRUCTION:

1. **Conductor:** Flexible, Rope-lay Stranded, Class K, Tinned Copper per ASTM B33 and B172
2. **Separator:** Opaque Mylar for ease of stripping
3. **Insulation:** Limited smoke, non-halogenated TelcoHyde® 5221, 90°C Dry and 60°C Wet. Color: Red, White.
4. **Core Wrap:** Core wrap for ease of stripping
5. **Jacket:** Limited smoke, non-halogenated, TelcoHyde® 5221

APPLICATIONS AND FEATURES:

This specification covers the construction requirements for two conductor cabled round limited smoke, non-halogenated power cable insulated with TelcoHyde® 5221. UL listed Type TC, FT4 in accordance with the National Electrical Code. Product is for use in Central Office, CATV Head End, Data Center and Cell tower applications. Cable is suitable for UL "CT USE" (Cable Tray rated). These cables are capable of operating continuously at the conductor temperature not in excess of 90°C for normal operation in dry locations and 60°C in wet locations, 130°C for emergency overload, and 250°C for short circuit conditions.

SPECIFICATIONS:

- ASTM B3 Soft or Annealed Copper Wire
- ASTM B33 Standard Specification for Tin-Coated Soft or Annealed Copper Wire
- ASTM B172 Standard Specification for Rope-Lay-Stranded Copper Conductors Having Bunch-Stranded Copper Conductors
- UL 44 Thermoset-Insulated Wires and Cables
- UL 1277 Electrical Power and Control Tray Cables
- CSA C22.2 No. 210 Appliance Wiring Material Products
- RoHS-3 Complies with European Directive 2015/863

SAMPLE PRINT LEGEND:

SOUTHWIRE LSZH TELCOFLEX® (UL) XX AWG (XX.X mm²) XXX STRAND CLASS K 2/C TYPE TC-ST1 90°C DRY 60°C WET CDRS 90°C JACKET FT4/IEEE 1202 SUN RES OIL RES I 600V --- {CSA} AWM I A/B 105°C 600V FT1 FT4 ST1





Table 1 – Physical and Electrical Data



Cond. Size	Cond. Strands	Diameter Over Cond.	Insul. Thickness	Approx. OD	Approx. Weight	DC Resistance @ 25°C	Min Bending Radius	Allowable Ampacity 75°C	Allowable Ampacity 90°C
AWG/Kcmil	strands	inch	mil	inch	lb/1000ft	Ω/1000ft	inch	Amp	Amp
6	65	0.186	45	0.566	222	0.435	2.3	65	75
4	105	0.235	45	0.664	345	0.274	2.7	85	95
2	133	0.290	45	0.774	435	0.172	3.1	115	130

All dimensions are nominal and subject to normal manufacturing tolerances

◊ Cable marked with this symbol is a standard stock item

TBA stock codes are estimations only and actual product may vary. Please wait until a stock code is assigned to purchase connectors and/or fittings.

Stock Numbers and Colors

Size (AWG)	Blue	Red
		
6	673184	672848
4	672852	672853
2	672855	672856

