



Access Control CMP Non-Shielded

Access Control Doors. 300 Volts 75°C. Non Shielded CMP/CL3P

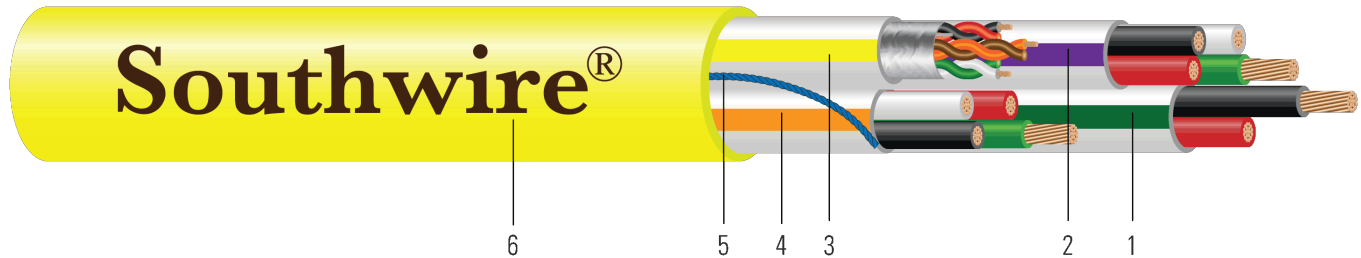


Image not to scale. See Table 1 for dimensions.

CONSTRUCTION:

1. **Door Contact:** Stranded bare copper, Two Conductor #22 AWG Black and Red. Overall white jacket with green stripe
2. **Lock Power:** Stranded bare copper, Four Conductor #18 AWG Black, Red, White and Green. Overall white jacket with purple stripe
3. **Card Reader:** Stranded bare copper. Three pair with aluminum foil shield, Black and Red, Green and White, Orange and Brown. Overall white jacket with yellow stripe
4. **Request Exit/Spare:** Four Conductor #22 AWG Black, Red, White and Green. Overall white jacket with Orange stripe
5. **Rip Cord:** Rip cord for ease of jacket removal
6. **Jacket:** Yellow PVC jacket (see table 2 for other jacket colors)

APPLICATIONS AND FEATURES:

Access control doors with four functions, typically device dependent. General purpose low voltage and power-limited systems' circuits to NEC Articles 725 and 800

- Flame Test: UL 1666 or NFPA 262
- Voltage: 300 Volts
- Temperature: 75°C

SPECIFICATIONS:

- UL 444 Communications Cables (90°C, 300V)
- UL 13 Type PLTC-ER sizes 18-12AWG

SAMPLE PRINT LEGEND:

ACCESS CONTROL CABLE 18/4C + 22/3PR SHLD + 22/2C + 22/4C E57497 c{UL}US CMP/CL3P/FPLP -- CMP FT6 MADE IN USA ROHS-2 COMPLIANT -- {MM/DD/YY} {HH:MM} {SEQUENTIAL FOOTAGE MARKS} SEQ FEET










Table 1 - CMP/CL3P - Non Shielded

Stock Code	Description	Conductor Size	Number of Conductors	Nominal Overall Diameter	Overall Weight	UL/NEC
		AWG		inch	lb/1000ft	
H91602-1	22/3PR STR BC OAS - CARD READER	22	3/PR	0.405	94	CMP/CL3P
	18/4C STR BC N/S - LOCK POWER	18	4/C			
	22/4C STR BC N/S - REQUEST EXIT	22	4/C			
	22/2C STR BC N/S - DOOR CONTACT	22	2/C			

Table 2 - Jacket Colors

Jacket Color	Stock Code
 Yellow	H91602-1A
 White	H91602-10A
 Purple	H91602-20A
 Black	H91602-9A
 Green	H91602-15A

