



Southwire CL4SS™ Class 4 Shielded Outdoor / General Purpose




Image not to scale. See Table 1 for dimensions.

CONSTRUCTION:

1. **Conductor:** Class B or C stranded soft-drawn bare copper per ASTM B3 and B8
2. **Insulation:** Twisted pair(s) with premium grade, lead-free, flame-retardant, Polyvinyl Chloride (PVC). See Table 4 for pair(s) numbers and colors.
3. **Shield** Aluminum foil shield
4. **Jacket:** Lead-free, flame-retardant, LS, Polyvinyl Chloride (PVC). See Table 5 for available jacket colors.

APPLICATIONS AND FEATURES:

Intended for use in Fault Managed Power Systems (FMPS), remote powering, indoor Class 4 circuits per 2023 National Electrical Code (NEC) article 726. For use, primarily, in Agriculture, Intelligent Buildings, and Wireless Densification. The power source (transmitter) for Class 4 circuits shall be supplied from a power source that has a voltage output of 450 volts (peak or DC) or less. The CL4Z cables are considered for outdoor use only and are not to be attached to or used within a building structure. Type CL4Z cables comply with the applicable requirements for CL4. The CMG cables can be installed in buildings according to NEC article 722.135 and table 722.135(B).

Ratings:

Normal operating temperature: 90°C

Temperature Range: -40°C to 90°C

Rated Use: Dry or wet locations

SPECIFICATIONS:

- ASTM B3 Soft or Annealed Copper Wire
- ASTM B8 Concentric-Lay-Stranded Copper Conductors
- UL 1400-2 Fault-Managed Power Systems - Part 2: Requirements for Cables
- UL 444 Communications Cables

SAMPLE PRINT LEGEND:

{SQFTG} SOUTHWIRE{R} CL4SS P/N XX AWG X PAIR SHIELDED E537761 (UL) CL4Z 90C -40C OR CMG C(UL)US 90C -- FT4/
IEEE 1202 -- WET LOCATIONS -- MADE IN USA ROHS-2 COMPLIANT





Table 1 – Weights and Measurements

Stock Number	Cond. Size	Number of Pairs	Diameter Over Conductor	Insul. Thickness	Jacket Thickness	Approx. OD	Approx. Weight	Min Bending Radius	DC Resistance @ 25°C
	AWG/Kcmil	pair	inch	mil	mil	inch	lb/1000ft	inch	Ω/1000ft
CL4Z182S	18	2	0.045	17	25	0.349	26	1.4	6.669
CL4Z184S	18	4	0.045	17	25	0.376	50	1.5	6.669
CL4Z188S	18	8	0.045	17	37	0.417	88	1.7	6.669
CL4Z162S	16	2	0.056	17	25	0.376	70	1.5	4.181
CL4Z164S	16	4	0.056	17	32	0.403	113	1.6	4.181
CL4Z168S	16	8	0.056	17	37	0.481	125	1.9	4.181
CL4Z142S	14	2	0.070	22	32	0.467	112	1.9	2.631
CL4Z144S	14	4	0.070	22	37	0.543	183	2.2	2.631
CL4Z148S	14	8	0.070	22	37	0.780	370	3.1	2.631

All dimensions are nominal and subject to normal manufacturing tolerances

◊ Cable marked with this symbol is a standard stock item

TBA stock codes are estimations only and actual product may vary. Please wait until a stock code is assigned to purchase connectors and/or fittings.

Table 2 – Weights and Measurements (Metric)

Stock Number	Cond. Size	Number of Pairs	Diameter Over Conductor	Insul. Thickness	Jacket Thickness	Approx. OD	Approx. Weight	Min Bending Radius	DC Resistance @ 25°C
	AWG/Kcmil	pair	inch	mm	mm	mm	lb/km	mm	Ω/km
CL4Z182S	18	2	0.045	0.43	0.64	8.86	39	35.56	21.88
CL4Z184S	18	4	0.045	0.43	0.64	9.55	74	38.10	21.88
CL4Z188S	18	8	0.045	0.43	0.94	10.59	131	43.18	21.88
CL4Z162S	16	2	0.056	0.43	0.64	9.55	104	38.10	13.72
CL4Z164S	16	4	0.056	0.43	0.81	10.24	168	40.64	13.72
CL4Z168S	16	8	0.056	0.43	0.94	12.22	186	48.26	13.72
CL4Z142S	14	2	0.070	0.56	0.81	11.86	167	48.26	8.63
CL4Z144S	14	4	0.070	0.56	0.94	13.79	272	55.88	8.63
CL4Z148S	14	8	0.070	0.56	0.94	19.81	551	78.74	8.63

Table 3 - Typical Electrical Capacitance for Each Pair

Size	Capacitance
AWG	pF/ft
18	<30
16	<30
14	<30








Table 4 - Pair Color Chart - Numbers & Colors

2 Pair	4 Pair	8 Pair
1 Black & Red	1 Black & Red	1 Black & Red
2 Black & White	2 Black & White	2 Black & White
	3 Black & Green	3 Black & Green
	4 Black & Blue	4 Black & Blue
		5 Black & Yellow
		6 Black & Brown
		7 Black & Orange
		8 Black & White

Table 5 - Stock Code by Jacket Color

Conductor Size AWG	Number of Pairs num	Jacket Color		
		Green	Black	White
				
18	2	CL4Z182S0605	CL4Z182S0608	CL4Z182S0601
18	4	CL4Z184S0605	CL4Z184S0608	CL4Z184S0601
18	8	CL4Z188S0605	CL4Z188S0608	CL4Z188S0601
16	2	CL4Z162S0605	CL4Z162S0608	CL4Z162S0601
16	4	CL4Z164S0605	CL4Z164S0608	CL4Z164S0601
16	8	CL4Z168S0605	CL4Z168S0608	CL4Z168S0601
14	2	CL4Z142S0605	CL4Z142S0608	CL4Z142S0601
14	4	CL4Z144S0605	CL4Z144S0608	CL4Z144S0601
14	8	CL4Z148S0605	CL4Z148S0608	CL4Z148S0601

