



CU 600V XLPE Insulation. RHH/RHW-2 PV

Single Conductor Photovoltaic (Type PV) Power Cable 600 Volt Copper Conductor XLPE Insulation. Sizes 14 AWG through 1000 kcmil. Heat, Moisture, Sunlight Resistant RoHS. 90°C

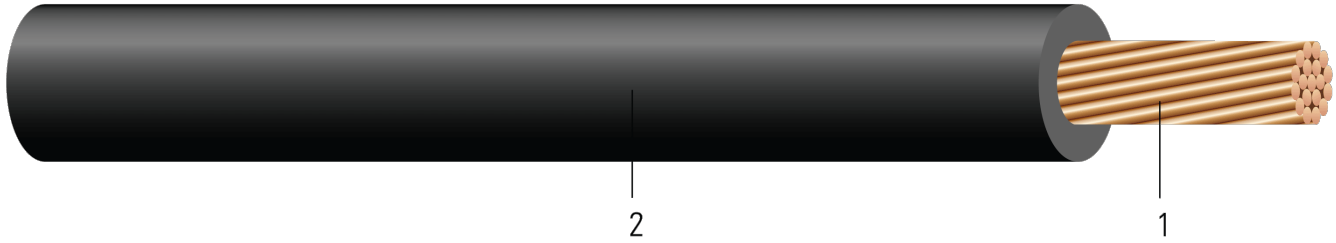


Image not to scale. See Table 1 for dimensions.

CONSTRUCTION:

- Conductor:** Stranded bare copper per ASTM B3 and ASTM B8 or B787
- Insulation:** Cross Linked Polyethylene (XLPE). Alternative colors available upon request (see Table 3 below)

APPLICATIONS AND FEATURES:

Southwire's 600 Volt power cables are suited for use in wet and dry areas, conduits, ducts, troughs, trays, direct burial, aerial supported by a messenger, and where superior electrical properties are desired. These cables are capable of operating continuously at the conductor temperature not in excess of 90°C for normal operation in wet and dry locations, 130°C for emergency overload, and 250°C for short circuit conditions.

SPECIFICATIONS:

- ASTM B3 Soft or Annealed Copper Wire
- ASTM B8 Concentric-Lay-Stranded Copper Conductors
- ASTM B787 19 Wire Combination Unilay-Stranded Copper Conductors
- UL 44 Thermoset-Insulated Wires and Cables
- UL 4703 Standard for Photovoltaic Wire
- Made in America: Compliant with both Buy American and Buy America Act (BAA) requirements per 49 U.S.C. § 5323(j) and the Federal Transit Administration Buy America requirements per 49 C.F.R. part 661
- VW-1 Vertical-Wire Flame Test (Optional)

SAMPLE PRINT LEGEND:

{SQFTG} SOUTHWIRE E316464 (UL) PV WIRE XX AWG (XX.XXmm²) CU 600V 90°C WET OR DRY -40°C SUN RES DIRECT BURIAL OR RHW-2 600V --- RoHS

Table 1 – Weights and Measurements

| Cond. Size AWG/Kcmil | Cond. Number | Strand Count No. of Strands | Diameter Over Conductor inch | Insul. Thickness mil | Approx. OD inch | Copper Weight lb/1000ft | Approx. Weight lb/1000ft |
|-------------------------|--------------|--------------------------------|---------------------------------|-------------------------|--------------------|----------------------------|-----------------------------|
| 10 | 1 | 19 | 0.117 | 60 | 0.233 | 32 | 48 |

All dimensions are nominal and subject to normal manufacturing tolerances

◊ Cable marked with this symbol is a standard stock item










Table 2 – Electrical and Engineering Data

| Cond. Size | Cond. Number | Min Bending Radius | DC Resistance @ 25°C | AC Resistance @ 75°C | Inductive Reactance @ 60Hz | Allowable Ampacity At 75°C | Allowable Ampacity At 90°C |
|------------|--------------|--------------------|----------------------|----------------------|----------------------------|----------------------------|----------------------------|
| AWG/Kcmil | | inch | Ω/1000ft | Ω/1000ft | Ω/1000ft | Amp | Amp |
| 10 | 1 | 0.9 | 1.040 | 1.253 | 0.050 | 35 | 40 |

Table 3: Stock Code Colors

| Size | Black | White | Red | Green | Green/Yellow |
|-----------|---|---|---|---|---|
| AWG/kcmil |  |  |  |  |  |
| 12 | 567946 | | | | |
| 10 | 567947 | 567949 | 567948 | | |

