



## CU 600V XLPE Insulation. RHH/RHW-2 PV

Single Conductor Photovoltaic (Type PV) Power Cable 600 Volt Copper Conductor XLPE Insulation. Sizes 14 AWG through 1000 kcmil. Heat, Moisture, Sunlight Resistant RoHS. 90°C



Image not to scale. See Table 1 for dimensions.

### CONSTRUCTION:

- Conductor:** Stranded bare copper per ASTM B3 and ASTM B8 or B787
- Insulation:** Cross Linked Polyethylene (XLPE). Alternative colors available upon request (see Table 3 below)

### APPLICATIONS AND FEATURES:

Southwire's 600 Volt power cables are suited for use in wet and dry areas, conduits, ducts, troughs, trays, direct burial, aerial supported by a messenger, and where superior electrical properties are desired. These cables are capable of operating continuously at the conductor temperature not in excess of 90°C for normal operation in wet and dry locations, 130°C for emergency overload, and 250°C for short circuit conditions.

### SPECIFICATIONS:

- ASTM B3 Soft or Annealed Copper Wire
- ASTM B8 Concentric-Lay-Stranded Copper Conductors
- ASTM B787 19 Wire Combination Unilay-Stranded Copper Conductors
- UL 44 Thermoset-Insulated Wires and Cables
- UL 4703 Standard for Photovoltaic Wire
- Made in America: Compliant with both Buy American and Buy America Act (BAA) requirements per 49 U.S.C. § 5323(j) and the Federal Transit Administration Buy America requirements per 49 C.F.R. part 661
- VW-1 Vertical-Wire Flame Test (Optional)

### SAMPLE PRINT LEGEND:

{SQFTG} SOUTHWIRE E316464 (UL) PV WIRE XX AWG (XX.XXmm<sup>2</sup>) CU 600V 90°C WET OR DRY -40°C SUN RES DIRECT BURIAL OR RHW-2 600V --- RoHS

**Table 1 – Weights and Measurements**

Cond. Size AWG/Kcmil	Cond. Number	Strand Count No. of Strands	Diameter Over Conductor inch	Insul. Thickness mil	Approx. OD inch	Copper Weight lb/1000ft	Approx. Weight lb/1000ft
12	1	19	0.090	60	0.213	20	36

All dimensions are nominal and subject to normal manufacturing tolerances

◊ Cable marked with this symbol is a standard stock item










**Table 2 – Electrical and Engineering Data**

Cond. Size	Cond. Number	Min Bending Radius	DC Resistance @ 25°C	AC Resistance @ 75°C	Inductive Reactance @ 60Hz	Allowable Ampacity At 75°C	Allowable Ampacity At 90°C
AWG/Kcmil		inch	Ω/1000ft	Ω/1000ft	Ω/1000ft	Amp	Amp
12	1	0.9	1.662	2.002	0.054	25	30

**Table 3: Stock Code Colors**

Size	Black	White	Red	Green	Green/Yellow
AWG/kcmil					
12	567946				
10	567947	567949	567948		

