



2000 Volt High Flex Copper Type PV

Single Conductor Photovoltaic (Type PV) Power Cable 2000 Volt Copper Conductor XLPE Insulation. Heat, Moisture, Sunlight Resistant RoHS. 90°C



Image not to scale. See Table 1 for dimensions.

CONSTRUCTION:

- Conductor:** Flexible stranded bare copper per ASTM B3 and ASTM B173 or flexible tinned copper per ASTM B33.
- Insulation:** Cross Linked Polyethylene (XLPE).

APPLICATIONS AND FEATURES:

Southwire's 2000 Volt power cables are suited for use in wet and dry areas, conduits, ducts, troughs, trays, direct burial, aerial supported by a messenger, and where superior electrical properties are desired. These cables are capable of operating continuously at the conductor temperature not in excess of 90°C for normal operation in wet and dry locations, 130°C for emergency overload, and 250°C for short circuit conditions.

SPECIFICATIONS:

- ASTM B3 Soft or Annealed Copper Wire
- ASTM B173 Rope-Lay-Stranded Copper Conductors Having Concentric-Stranded Members
- UL 44 Thermoset-Insulated Wires and Cables
- UL 4703 Standard for Photovoltaic Wire
- Made in America: Compliant with both Buy American and Buy America Act (BAA) requirements per 49 U.S.C. § 5323(j) and the Federal Transit Administration Buy America requirements per 49 C.F.R. part 661

SAMPLE PRINT LEGEND:

SOUTHWIRE E316464 {UL} PV WIRE XX AWG (XXX.XX{mm²}) CU 2000V 90°C WET OR DRY -40°C SUN RES DIRECT BURIAL VW-1 OR RHW-2 2000V --- RoHS {MMM/DD/YYYY}

Table 1 – Weights and Measurements

Stock Number	Cond. Size AWG/Kcmil	Strand Count No. of Strands	Diameter Over Conductor inch	Insul. Thickness mil	Approx. OD inch	Copper Weight lb/1000ft	Approx. Weight lb/1000ft
664694	8	49	0.166	85	0.326	52	91
668048*	8	54	0.145	85	0.326	52	90
668079	6	133	0.210	85	0.360	82	117

All dimensions are nominal and subject to normal manufacturing tolerances

◊ Cable marked with this symbol is a standard stock item








Table 2 – Electrical and Engineering Data

Stock Number	Cond. Size	Min Bending Radius	Max Pull Tension	DC Resistance @ 25°C	AC Resistance @ 75°C	Inductive Reactance @ 60Hz	Allowable Ampacity At 75°C	Allowable Ampacity At 90°C
	AWG/ Kcmil	inch	lb	Ω/1000ft	Ω/1000ft	Ω/1000ft	Amp	Amp
664694	8	1.3	132	0.701	0.844	0.052	50	55
668048*	8	1.3	132	0.679	0.818	0.052	50	55
668079	6	1.4	209	0.446	0.536	0.051	65	75

* Ampacities based upon 2023 NEC Table 310.16. See NEC sections 310.15 and 110.14(C) for additional requirements.

* Inductive Reactance is based on non-ferrous conduit with one diameter spacing center-to-center.

Stock Code Colors

Size	Black	Red	White
			
8 (49)	664694	664709	668032
8 (54)	668048	668051	
6 (133)	668079		

