

TELCOFLEX® L2 Telecom Power Wire and Cable

Limited smoke, Non-halogenated Insulation, 105°C Dry, 60°C Wet

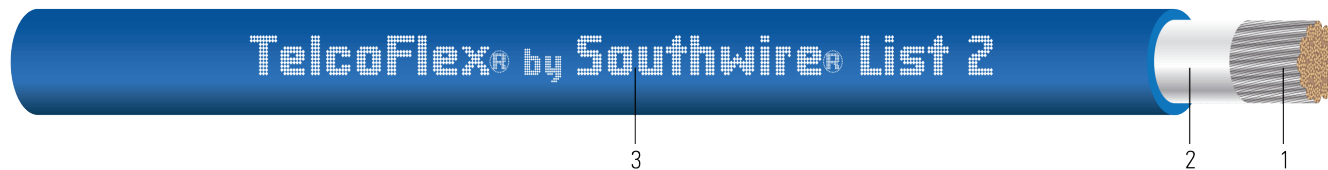


Image not to scale. See Table 1 for dimensions.

CONSTRUCTION:

- Conductor:** Class K (14-10 AWG), Class I modified bunched (8 and 6 AWG) or rope bunched (4 AWG and larger) tinned copper
- Separator:** Opaque Mylar tape
- Insulation:** Limited smoke, non-halogenated, 105°C Dry, 60°C Wet TelcoHyde® 5221. Conforms to UL 44, UL 758, CSA C22.2 No. 210-11, and Telcordia Specification GR-347- CORE. Insulation has a Limiting Oxygen Index of 35%

APPLICATIONS AND FEATURES:

This specification covers the construction requirements for a limited smoke, non-halogenated power cable insulated with TelcoHyde® 5221. UL listed Type RHH, FT4-ST1 in accordance with the National Electrical Code. Product is for use in Central Office, CATV Head End, Data Center and Cell tower applications. Cable is suitable for UL "CT USE" (Cable Tray rated) in sizes 1/0 AWG and larger.

SPECIFICATIONS:

- ASTM B33 Standard Specification for Tin-Coated Soft or Annealed Copper Wire
- ASTM B172 Standard Specification for Rope-Lay-Stranded Copper Conductors Having Bunch-Stranded Copper Conductors
- UL 44 Type RHH, FT4-ST1, VW-1, 600 Volts DC or AC
- UL 2731 Telecommunications Central Office Power Cable
- CSA AWM IB 105°C 600V. FT4-ST1
- IEC including 60674 and 60332
- RoHS Compliant Lead-Free, Silicone-Free
- ATIS 0600017.2020 List 2
- Telcordia GR-347-CORE
- REACH - European Community Regulation



Southwire Company, LLC | One Southwire Drive, Carrollton, GA 30119 | www.southwire.com



Southwire

**CABLETECH
SUPPORT™**

Services

SAMPLE PRINT LEGEND:

SIZES 14 AWG THROUGH 10 AWG:

{SQFTG} SOUTHWIRE AIW{TM} CORD BRAND TELCOFLEX® II ATIS 0600017.2020 L2 NON-HAL (UL) E30117 XXX AWG CLASS K (XXXmm²) 600 VOLTS RHH ST1 FT4 OR AWM 3578 60°C WET --- LL90458 (CSA) AWM I B 105°C 600 VOLTS FT4-ST1 {YYYY} {HH:MM} {JULIAN} --- MEETS IEC INCLUDING 60674 & 60332

SIZES 8 AWG THROUGH 1 AWG:

{SQFTG} SOUTHWIRE AIW{TM} CORD BRAND TELCOFLEX® II ATIS 0600017.2020 L2 NON-HAL (UL) E30117 XXX AWG CLASS I (XXXmm²) 600 VOLTS RHH ST1 FT4 OR AWM 3578 60°C WET --- LL90458 (CSA) AWM I B 105°C 600 VOLTS FT4-ST1 {YYYY} {HH:MM} {JULIAN} --- MEETS IEC INCLUDING 60674 & 60332

SIZES 1/0 AWG THROUGH 750 KCMIL:

{SQFTG} SOUTHWIRE AIW{TM} CORD BRAND TELCOFLEX® II ATIS 0600017.2020 L2 NON-HAL {UL} E30117 XXX AWG CLASS I (XXX{mm²}) 600 VOLTS RHH ST1 FT4 SR FOR CT USE OR AWM 3578 60°C WET --- LL90458 {CSA} AWM I B 105°C 600 VOLTS FT4-ST1 {YYYY} {HH:MM} {JULIAN} --- MEETS IEC INCLUDING 60674 & 60332

PACKAGING:

All put-ups one length only unless agreed to otherwise. Maximum lengths per size will be advised. The ends of the cable shall be capped or taped to prevent the entrance of moisture during shipment or storage.

Table 1 – Physical and Electrical Data

Cond. Size	Cond. Strands	Diameter Over Cond.	Insul. Thickness	Approx. OD	Approx. Weight	DC Resistance @ 25°C	Min Bending Radius	Allowable Ampacity 75°C	Allowable Ampacity 90°C
AWG/ Kcmil	strands	inch	mil	inch	lb/1000ft	Ω/1000ft	inch	Amp	Amp
14	41	0.073	45	0.173	25	2.814	1.3	20	25
12	65	0.094	45	0.191	35	1.774	1.5	25	30
10	104	0.125	45	0.213	49	1.081	1.7	35	40
8	41	0.153	60	0.285	82	0.715	2.2	50	55
6	65	0.198	60	0.318	116	0.450	2.5	65	75
4	126	0.235	60	0.392	197	0.282	3.1	85	95
2	168	0.302	60	0.447	252	0.179	3.5	115	130
1	836	0.397	80	0.563	329	0.143	4.5	130	145
1/0	266	0.354	80	0.566	416	0.113	4.5	150	170
2/0	342	0.400	80	0.629	525	0.090	5.0	175	195
4/0	532	0.550	80	0.734	759	0.057	5.8	230	260
350	888	0.809	95	0.966	1265	0.035	7.7	310	350
500	1221	0.987	95	1.096	1734	0.024	8.7	380	430
750	1850	1.276	110	1.332	2713	0.016	10.6	475	535

All dimensions are nominal and subject to normal manufacturing tolerances

◇ Cable marked with this symbol is a standard stock item

* Ampacities based upon 2023 NEC Table 310.16 and do not take into account the overcurrent protection limitations in NEC 240.4(D) of 15 Amps for 14 AWG CU, 20 Amps for 12 AWG CU, and 30 Amps for 10 AWG CU (independent of the conductor temperature rating and stranding if size is present in table). Also, see NEC sections 310.15 and 110.14(C) for additional requirements.

* Inductive Reactance is based on non-ferrous conduit with one diameter spacing.



TESTING:





Physical and electrical tests in accordance with the requirements of UL Standard 44, Standard 758 and CSA Standard C22.2 No. 210-11 as AWM.

LABELS

UL and CSA tags and labels shall be applied to all packages.

Stock Numbers and Colors

Size (All Items are Not Braided)	Gray	Green	Blue	Red
				
14	64884701	59286201	58868201	58868001
12	64884601	59286101	58867901	58867801
10	64446301	59286001	58868601	58867701
8	56987601	57178401	57833301	56987701
6	57158301	56986001	57144701	57126401
4	56981901	56982101	56981801	57128601
2	56974501	56974801	56975001	56975401
1/0	56966001	57144901	57149301	56966201
2/0	56977201	56977401	57149501	57149401
4/0	56983901	56984101	57128401	57128301
350	56980101	56980301	56979901	56980401
500	56962701	58370701	56962601	56962801
750	56960701	56960901	56960501	56961001

Size (All Items are Not Braided)	Black	Red - Black Tracer	Blue - Black Tracer	Gray - Black Tracer
				
14	58868501	58904201	58904001	
12	59532301	58904101	58904301	64931701
10	58867601	59268301	59268401	64931601
8	56987501	56987801	59285901	
6	56985801	57126601	57772401	56985901
4	56981701	56982301	57152901	56982001
2	56975301	56975501	56975101	56975201
1/0	56965901	56966301	57141801	56966101
2/0	56977001	57784901	56977101	56977301
4/0	57128501	57149601	56983801	56984001
350	56979701	56980501	56980001	56980201
500	57149801	57916801	58048101	57878701
750	56960301	57173501	56960601	57622601

