

Copper *SIMPull* THHN/THWN-2®

600 Volts. Copper Conductor. PVC Insulation/Nylon Sheath THHN/THWN-2. Heat, Moisture, Gasoline and Oil Resistant II. *SIMPull*® Technology for Easier Pulling.



See Table 3 For Other Color Options



Image not to scale. See Table 1 for dimensions.

CONSTRUCTION:

- Conductor:** Solid sizes #14 AWG - #10 AWG use soft drawn or fully annealed bare copper per ASTM B3. Stranded sizes #14 AWG - 3/0 AWG use a combination-unilay stranded soft drawn bare copper per ASTM B787. Sizes 4/0 AWG and larger use compressed stranded bare copper per ASTM B8
- Insulation:** Heat and moisture resistant PVC
- Sheath:** Nylon jacket utilizing *SIMPull*® Technology

APPLICATIONS AND FEATURES:

APPLICATION

Southwire® *SIMPull* THHN/THWN-2® copper conductors are primarily used in conduit and cable trays for services, feeders, and branch circuits in commercial or industrial applications as specified in the National Electrical Code® and other applicable codes and standards. Voltage for all applications is 600 volts. *SIMPull* THHN/THWN-2® copper conductors are designed to be installed without application of a pulling lubricant. These conductors have multiple ratings depending upon the product application. Allowable temperatures are as follows:

- THHN or T90 Nylon- Dry locations not to exceed 90°C
- THWN-2- Wet or dry locations not to exceed 90° C or locations not to exceed 75°C when exposed to oil
- TWN75- Wet locations not to exceed 75°C
- MTW- Wet locations or when exposed to oil at temperatures not to exceed 60°C or dry locations not to exceed 90°C (with ampacity limited to that for 75°C conductor temperature per NFPA 79)
- AWM- Dry locations not to exceed 105°C only when rated and used as appliance wiring material

FEATURES

- Sunlight resistant #8 AWG and larger
- Gasoline and Oil Resistant II
- CT Rated 1/0 AWG and Larger
- VW-1 - All Sizes
- FT1 - All Sizes
- AWM - Sizes 14 through 6 AWG
- MTW - Stranded Constructions Only
- RoHS/REACH Compliant
- LEED v4.1 Materials & Resources Credit MRc6; PBT (Lead Content Below 300 ppm Threshold)



Southwire Company, LLC | One Southwire Drive, Carrollton, GA 30119 | www.southwire.com



Southwire

**CABLETECH
SUPPORT™**

Services

SPECIFICATIONS:

- ASTM B3 Soft or Annealed Copper Wire
- ASTM B8 Concentric-Lay-Stranded Copper Conductors
- ASTM B787 19 Wire Combination Unilay-Stranded Copper Conductors
- UL 83 Thermoplastic Insulated Wires and Cables
- UL 758 Standard for Appliance Wiring Material
- UL 1063 Machine Tool Wiring (MTW)
- UL 1685 Vertical-Tray Fire Propagation and Smoke Release Test (1/0 and Larger)
- CSA C22.2 No. 75 Thermoplastic Insulated Wires and Cables
- ICEA S-95-658 (NEMA WC70) Power Cables Rated 2000 Volts or Less for the Distribution of Electrical Energy
- Federal Specification A-A-59544
- NMX-J-010-ANCE Thermoplastic insulated wires and cables
- NOM-063-SCFI Electrical Products – Conductors – Safety Requirements

SAMPLE PRINT LEGEND:

SOUTHWIRE SIMpull(TM) E23919 (UL) (XX AWG OR KCMIL) X,XXmm2 CU TYPE THWN-2 OR THHN 600 VOLTS GR II PR II VW-1 OR AWM --- c(UL) T90 NYLON OR TWN75 600 VOLTS FT1 NOM-ANCE 90(D)C --- RoHS PAT www.patentSW.com

Table 1 – Weights and Measurements

Cond. Size	Strand Count	Diameter Over Conductor	Insul. Thickness	Jacket Thickness	Approx. OD	Copper Weight	Approx. Weight
AWG/Kcmil	No. of Strands	inch	mil	mil	inch	lb/1000ft	lb/1000ft
14	Solid	0.064	16	5	0.106	12	15
12	Solid	0.080	16	5	0.122	19	23
10	Solid	0.101	21	5	0.153	30	36
14	19	0.070	16	5	0.113	12	16
12	19	0.088	16	5	0.132	20	24
10	19	0.113	21	5	0.165	32	38
8	19	0.141	31	6	0.217	50	63
6	19	0.177	31	6	0.253	81	95
4	19	0.225	41	7	0.322	128	153
3	19	0.252	41	7	0.350	162	189
2	19	0.282	41	7	0.382	204	235
1	19	0.322	52	8	0.439	258	301
1/0	19	0.361	52	8	0.480	326	374
2/0	19	0.405	52	8	0.524	410	464
3/0	19	0.456	52	8	0.574	518	578
4/0	19	0.512	52	8	0.627	653	719
250	37	0.558	62	9	0.684	771	844
300	37	0.610	62	9	0.753	926	1016
350	37	0.661	62	9	0.803	1080	1180
400	37	0.705	62	9	0.848	1235	1341
500	37	0.789	62	9	0.931	1543	1662
600	61	0.865	70	10	1.030	1852	1992
750	61	0.968	70	10	1.132	2315	2470
1000	61	1.117	70	10	1.281	3087	3264



Southwire



All dimensions are nominal and subject to normal manufacturing tolerances

◊ Cable marked with this symbol is a standard stock item

Table 2 – Electrical and Engineering Data











Cond. Size	Min Bending Radius	Max Pull Tension	DC Resistance @ 25°C	AC Resistance @ 75°C	Inductive Reactance @ 60Hz	Allowable Ampacity At 60°C	Allowable Ampacity At 75°C	Allowable Ampacity At 90°C
AWG/ Kcmil	inch	lb	Ω/1000ft	Ω/1000ft	Ω/1000ft	Amp	Amp	Amp
14	0.4	32	2.631	3.170	0.058	15	20	25
12	0.4	52	1.662	2.002	0.054	20	25	30
10	0.6	83	1.040	1.253	0.050	30	35	40
14	0.4	32	2.631	3.170	0.058	15	20	25
12	0.5	52	1.662	2.002	0.054	20	25	30
10	0.6	83	1.040	1.253	0.050	30	35	40
8	0.8	132	0.653	0.786	0.052	40	50	55
6	1.0	209	0.411	0.495	0.051	55	65	75
4	1.2	333	0.258	0.310	0.048	70	85	95
3	1.4	420	0.205	0.246	0.047	85	100	115
2	1.5	530	0.162	0.195	0.045	95	115	130
1	1.7	669	0.128	0.154	0.046	110	130	145
1/0	1.9	844	0.102	0.122	0.044	125	150	170
2/0	2.0	1064	0.081	0.097	0.043	145	175	195
3/0	2.2	1342	0.064	0.078	0.042	165	200	225
4/0	2.5	1692	0.051	0.062	0.041	195	230	260
250	2.7	2000	0.043	0.053	0.041	215	255	290
300	3.0	2400	0.036	0.045	0.041	240	285	320
350	3.2	2800	0.031	0.039	0.040	260	310	350
400	3.3	3200	0.027	0.035	0.040	280	335	380
500	3.7	4000	0.022	0.029	0.039	320	380	430
600	5.1	4800	0.018	0.025	0.039	350	420	475
750	5.6	6000	0.014	0.022	0.038	400	475	535
1000	6.4	8000	0.011	0.018	0.037	455	545	615

* Ampacities based upon 2023 NEC Table 310.16 and do not take into account the overcurrent protection limitations in NEC 240.4(D) of 15 Amps for 14 AWG CU, 20 Amps for 12 AWG CU, and 30 Amps for 10 AWG CU (independent of the conductor temperature rating and stranding if size is present in table). Also, see NEC sections 310.15 and 110.14(C) for additional requirements.

* Inductive Reactance is based on non-ferrous conduit with one diameter spacing.



Table 3 - Stock Code Colors and Standard Package

Size	Package	Black	Red	Blue	White	Brown	Orange	Yellow	Gray	Green	Purple
											
14 (Solid)	SIMpull® Barrel or CoilPAK®	580285	580293	580287	580294	580288	580292	580295	580289	580291	580286
12 (Solid)	SIMpull® Barrel or CoilPAK®	580265	580273	580267	580275	580268	580272	580276	580269	580271	580264
10 (Solid)	SIMpull® Barrel or CoilPAK®	580203	580214	580204	580215	580205	580213	580220	580206	580211	580202
14 (19)	SIMpull® Barrel or CoilPAK®	580170	580179	580171	580180	580172	580177	580181	580173	580176	580178
12 (19)	SIMpull® Barrel or CoilPAK®	580182	580198	580184	580199	585461	580196	580200	580250	580195	
10 (19)	SIMpull® Barrel or CoilPAK®	580221	580254	580222	580255	580223	585465	585470	580250	585464	580253
8 (19)	Reel: 1000'/2500'/5000' Spool: 500'	204883	204909	204917	204891	238477	238493	238485	238501	204925	256586
6 (19)	Reel: 1000'/2500'/5000' Spool: 500'	204933	204958	204966	204941	260695	260679	260687	254649	204974	485607
4 (19)	Reel: 1000'/2500'/5000' Spool: 500'	204990	204982	205633	205005	411702	411710	411694	611778	251728	552486
3 (19)	Reel: 1000'/2500'/5000' Spool: 500'	243469	243485	372763	243477	551078	551079	551080	551081	601971	552533
2 (19)	Reel: 1000'/2500'/5000' Spool: 500'	205021	205013	315812	205039	610169	610171	420653	610172	295832	552534
1 (19)	Reel: 1000'/2500'/5000' Spool: 500'	205047	344598	481945	344580	550890	550888	550887	550891	400192	552488
1/0 (19)	Reel: 1000'/2500'/5000' Spool: 500'	205054	558773	558774	558771	558778	558779	558777	558781	556315	551539
2/0 (19)	Reel: 1000'/2500'/5000' Spool: 500'	205062	556113	556114	556111	556119	556117	556116	558784	556115	552535
3/0 (19)	Reel: 1000'/2500'/5000' Spool: 500'	205070	556121	556122	556120	556127	556125	556124	556698	556123	551541
4/0 (19)	Reel: 1000'/2500'/5000' Spool: 500'	205088	556129	556130	556128	556135	556133	556132	556697	556131	551540
250 (37)	Reel: 1000'/2500'/5000' Spool: 500'	205096	556137	556138	556136	556143	556141	556140	556552	556139	551025
300 (37)	Reel: 1000'/2500' Spool: 500'	205104	556145	556146	556144	556150	556149	556148	556551	556147	551026
350 (37)	Reel: 1000'/2500' Spool: 500'	205112	556152	556153	556151	556157	556156	556155	556707	556154	551026
400 (37)	Reel: 1000'/2500'/5000' Spool: 500'	205120	556160	556161	556158	556165	556164	556163	556550	556162	551029
500 (37)	Reel: 1000'/2500'/5000' Spool: 500'	205138	556168	556169	556166	556173	556172	556171	556549	556170	551599



Southwire



Services

Size	Package	Black	Red	Blue	White	Brown	Orange	Yellow	Gray	Green	Purple
600 (61)	Reel: 1000'/2500' Spool: 500'	321471	556176	556177	556174	556181	556180	556179	558859	556178	552485
750 (61)	Reel: 1000' Spool: 500'	320994	564946	564944	564945	550909	550908	550907	558859	551700	552536
1000 (61)	Spool: 500'	289710				552644	552645	552647			

Table 3 - Stock Code Colors and Standard Package (Cont)

Size	Standard Package	Tan	Pink	White/ Black	White/ Blue	White/ Red	Green/ Yellow	Gray/ Brown	Gray/ Orange	Gray/ Yellow	Gray/ Purple
14 (Solid)	SIMpull® Barrel or CoilPAK®					580622					
12 (Solid)	SIMpull® Barrel or CoilPAK®		581931	580280	580281	580283	584566	580277	580278	580279	580263
10 (Solid)	SIMpull® Barrel or CoilPAK®			580216	580218	580219	580212	580226	580208	580210	580201
14 (19)	SIMpull® Barrel or CoilPAK®		581933	581898	581899						
12 (19)	SIMpull® Barrel or CoilPAK®		581932	580192	580193	580194	583863	580207	580189	580190	580188
10 (19)	SIMpull® Barrel or CoilPAK®		581930	580260	580261	580262	584567	580207	580257	580259	580227
8 (19)	Reel: 1000'/2500'/5000' Spool: 500'		577515								
250 (37)	Reel: 1000'/2500'/5000' Spool: 500	592682	592681								
400(37)	Reel: 1000'/2500'/5000' Spool: 500	581798	581797								
500(37)	Reel: 1000'/2500'/5000' Spool: 500	581783	581782								

