

TELCOFLEX® Telecom Control Wire and Cable

PVC Insulated, Lacquered Cotton Braid Jacketed Wire. For Internal Wiring of Telephone Equipment. UL listed AWM Style 1491 90°C, 600 volts VW-1. CSA listed AWM I A/B 90°C, 300 volts FT-1 (24-10 AWG only) RoHS Compliant, Lead-Free




Image not to scale. See Table 1 for dimensions.

CONSTRUCTION:

- Conductor:** Solid or stranded, tin-coated copper conforming to ASTM B-33 and B-172 or B-174.
- Separator:** Separator Tape: Opaque Mylar tape
- Insulation:** 85°C rated Polyvinyl Chloride (PVC) conforming to Underwriters' Laboratories AWM Style 1491 and CSA C22.2 No. 210.2 requirements.
- Cotton Braid:** On all sizes, a lacquered cotton braid conforming to UL requirements is applied over the insulation.
- Optional Cabling or Shielding:** 2, 3, or 4 conductors may be twisted together when requested. A braided shield may be applied over 1, 2, 3, or 4 conductors with an overall lacquered cotton braid.

APPLICATIONS AND FEATURES:

This specification covers the construction requirements for PVC insulated, cotton braided hook-up wire for internal wiring of telephone equipment. The construction of the wire and cable is in accordance with Underwriters' Laboratories Appliance Wiring Material (AWM) Style 1491.

SPECIFICATIONS:

- ASTM B33 Standard Specification for Tin-Coated Soft or Annealed Copper Wire
- ASTM B172 Standard Specification for Rope-Lay-Stranded Copper Conductors Having Bunch-Stranded Copper Conductors (As Applicable)
- ASTM B174 Standard Specification for Bunch-Stranded Copper
- UL 758 Standard for Appliance Wiring Material
- CSA C22.2 No. 210 Appliance Wiring Material Products
- RoHS-3 Complies with European Directive 2015/863

Table 1 – Physical and Electrical Data

Stock Number	Cond. Size	Cond. Strands	Diameter Over Cond.	Insul. Thickness	Approx. OD	Approx. Weight	DC Resistance @ 25°C	Min Bending Radius
	AWG/ Kcmil	strands	inch	mil	inch	lb/1000ft	Ω/1000ft	inch
TBA	18	16	0.045	14	0.115	8	6.67	0.92

All dimensions are nominal and subject to normal manufacturing tolerances

◊ Cable marked with this symbol is a standard stock item



Table 2 - 1/C Stock Code Colors











Size	Black	Red	Blue	White	Brown	Orange	Yellow	Gray	Green	Purple
										
16 (26)	569734									
14 (41)	569725	569727								
10 (104)	591433			569719						

Table 3 - Cabled Constructions

Stock Number	Cond. Size	Cond. Strands	Diameter Over Cond.	# of Cond.	Insul. Thickness	Cabled OD	Approx. Weight	DC Resistance @ 20°C	Color Code
	AWG	strands	inch	No.	mil	inch	lb/1000ft	ohm/1000ft	
569792	22	7	0.030	2	15	0.196	15	16.4	RD/BK
569743	18	1	0.040	2	15	0.216	21	6.67	RD/RD-BK
569737	16	1	0.051	2	15	0.237	28	4.181	RD/BK
569738	16	26	0.061	2	15	0.256	29	4.181	RD/BK
569739	16	26	0.061	2	15	0.256	29	4.181	RD/RD-BK
569729	14	41	0.077	2	16	0.293	40	2.631	RD/BK
569730	14	41	0.077	2	16	0.293	40	2.631	RD/RD-BK
571416	12	65	0.092	2	17	0.332	60	1.661	RD/BK

