

## AL 2000V XLPE Insulation. RHH/RHW-2 PV

Single Conductor Photovoltaic (Type PV) Power Cable 2000 Volt Aluminum Conductor XLPE Insulation. Sizes 6AWG through 1000 kcmil. Heat, Moisture, and Sunlight Resistant RoHS. 90°C

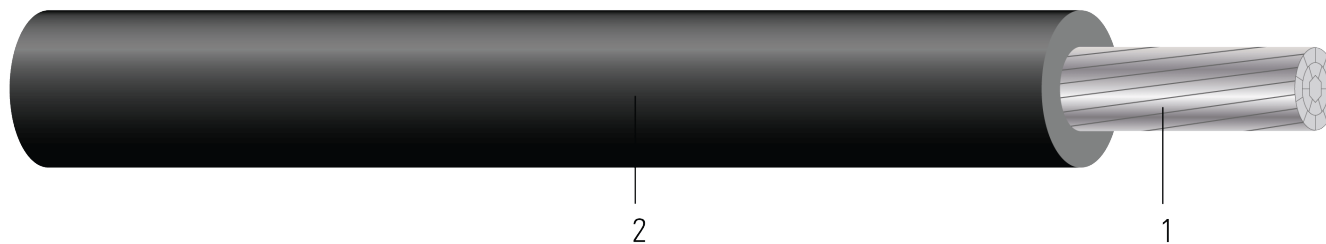


Image not to scale. See Table 1 for dimensions.

### CONSTRUCTION:

- Conductor:** AlumaFlex® Compact Stranded Aluminum Alloy (AA-8176)
- Insulation:** Cross-linked Polyethylene (XLPE)

### APPLICATIONS AND FEATURES:

The cable is available in sizes 6 AWG through 1000 kcmil. The product is approved for use in solar power applications per the NEC article 690 and is rated 90°C for exposed or concealed wiring in wet or dry locations. Individual conductors are stranded aluminum alloy covered with a cross-linked polyethylene (XLPE) insulation and is rated for direct burial. The cable is sunlight resistant, oil resistant PRI and PRII, RoHS compliant, passes -40°C cold bend.

### SPECIFICATIONS:

- ASTM B836 Compact Rounded Stranded Aluminum Conductors
- UL 44 Thermoset-Insulated Wires and Cables
- UL 854 Service Entrance Cable
- UL 4703 Standard for Photovoltaic Wire
- Made in America: Compliant with both Buy American and Buy America Act (BAA) requirements per 49 U.S.C. § 5323(j) and the Federal Transit Administration Buy America requirements per 49 C.F.R. part 661
- VW-1 Vertical-Wire Flame Test (Optional)
- AA 8176 Stranded Aluminum Alloy Conductors

### SAMPLE PRINT LEGEND:

SOUTHWIRE E316464 MASTER-DESIGN {UL} PV WIRE XXX KCMIL (XXX.XXX{mm<sup>2</sup>}) COMPACT AL. --- AlumaFlex{R} AA8176 2000V 90{D}C WET OR DRY -40{D}C SUN RES DIRECT BURIAL OR RHH-RHW-2 2000V --- RoHS {MMM/DD/YYYY} {SEQUENTIAL FOOTAGE MARKS} SEQ FEET

**Table 1 – Weights and Measurements**

Cond. Size AWG/Kcmil	Cond. Number	Strand Count No. of Strands	Diameter Over Conductor inch	Insul. Thickness mil	Approx. OD inch	Aluminum Weight lb/1000ft	Approx. Weight lb/1000ft
1	1	8	0.298	105	0.519	78	146

All dimensions are nominal and subject to normal manufacturing tolerances

◊ Cable marked with this symbol is a standard stock item

\* Strand count meets minimum number per ASTM



Southwire Company, LLC | One Southwire Drive, Carrollton, GA 30119 | www.southwire.com



Southwire

**CABLETECH  
SUPPORT™**

Services








**Table 2 – Electrical and Engineering Data**

Cond. Size	Cond. Number	Min Bending Radius	Max Pull Tension	DC Resistance @ 25°C	AC Resistance @ 75°C	Inductive Reactance @ 60Hz	Allowable Ampacity At 60°C	Allowable Ampacity At 75°C	Allowable Ampacity At 90°C
AWG/ Kcmil		inch	lb	Ω/1000ft	Ω/1000ft	Ω/1000ft	Amp	Amp	Amp
1	1	4.2	502	0.211	0.254	0.046	85	100	115

\* Ampacities based upon 2023 NEC Table 310.16. See NEC sections 310.15 and 110.14(C) for additional requirements.

\* Inductive Reactance is based on non-ferrous conduit with one diameter spacing.

**Stock Codes and Colors**

Size	Black	Brown	Orange	Yellow	White	Red	Green
AWG/ Kcmil							
6	585843						
4	586673						
2	586672						589171
1	619879						589051
1/0	591256				591241		
2/0	583673						
3/0	577100	669515	669516	669517	577843		669518
4/0	583678				597698	607400	591242
250	577101				577844	668535	
300	584290				589170	675225	
350	582174				597996	592618	
400	584291				596689	652801	
500	582267	591243	591244	591245	586671	588797	591246
600	585499				591247	588799	
750	586013				589375	592619	
1000	641387				641386		

