


# Romex® Brand Copper SIMpull® Indoor NM-B Cable

Nonmetallic-Sheathed Cable. 600 Volt. Copper Conductor. PVC Insulation/Nylon Sheath. PVC Jacket with SIMpull® Technology for Easier Pulling.



## CONSTRUCTION:

- Conductor:** Bare copper per ASTM B3. Sizes #14 AWG - #10 AWG are solid. Sizes #8 AWG - #2 AWG are Class B compressed stranded per ASTM B8
- Insulation:** All phases and neutral(s) are insulated with Polyvinyl Chloride (PVC) with Nylon Sheath
- Ground:** Solid soft drawn bare copper with kraft paper wrap
- Binder:** Kraft paper
- Jacket:** Polyvinyl Chloride (PVC) jacket utilizing SIMpull® Technology

## APPLICATIONS AND FEATURES:

Southwire® Romex® Brand SIMpull® NM-B (nonmetallic-sheathed) cable may be used for both exposed and concealed work in dry locations at temperatures not to exceed 90°C (with ampacity limited to that for 60°C conductors) as specified in the National Electrical Code®. NM-B cable is primarily used in residential wiring as branch circuits for outlets, switches, and other loads. NM-B cable may be run in air voids of masonry block or tile walls where such walls are not wet or damp locations. Voltage rating for NM-B cable is 600 volts.

## SPECIFICATIONS:

- ASTM B3 Soft or Annealed Copper Wire
- ASTM B8 Concentric-Lay-Stranded Copper Conductors
- UL 719 Nonmetallic-Sheathed Cables
- RoHS-2 (European Directive 2011/65/EU)
- Federal Specification A-A-59544
- NOM-063-SCFI Electrical Products – Conductors – Safety Requirements

## SAMPLE PRINT LEGEND:

E18679 (UL) ROMEX® SIMpull{TM} XX AWG (X.XXmm2) CU X CDR WITH XX AWG (mm2) GROUND TYPE NM-B 600 VOLTS  
NOM-ANCE PAT www.patentSW.com

Table 1 – Weights and Measurements

| Stock Number | Cond. Size | Cond. Number | Strand Count   | Diameter Over Conductor | Insul. Thickness | Ground    | Jacket Thickness | Approx. OD | Copper Weight | Approx. Weight |
|--------------|------------|--------------|----------------|-------------------------|------------------|-----------|------------------|------------|---------------|----------------|
|              | AWG/Kcmil  |              | No. of Strands | inch                    | mil              | No. x AWG | mil              | inch       | lb/1000ft     | lb/1000ft      |
| 550482^      | 14         | 4            | Solid          | 0.064                   | 21               | 1 x 14    | 30               | 0.350      | 62            | 96             |

All dimensions are nominal and subject to normal manufacturing tolerances

◊ Cable marked with this symbol is a standard stock item

4/C NM-B constructions are round

^4 (2/2) Extra circuit construction






**Table 2 – Electrical and Engineering Data**

| Stock Number | Cond. Size | Cond. Number | DC Resistance @ 25°C | AC Resistance @ 75°C | Inductive Reactance @ 60Hz | Allowable Ampacity At 60°C |
|--------------|------------|--------------|----------------------|----------------------|----------------------------|----------------------------|
|              | AWG/Kcmil  |              | Ω/1000ft             | Ω/1000ft             | Ω/1000ft                   | Amp                        |
| 550482^      | 14         | 4            | 2.631                | 3.170                | 0.058                      | 12                         |





Ampacities based upon 2023 NEC Table 310.16. Also, see NEC sections 310.15 for additional requirements.

Ampacities have been adjusted for more than Three Current-Carrying Conductors.

**Phase Color Code and Package #14 and 12 AWG**

| Conductor Number | Package   | Black   | White   | Red   | Blue  | White/Red  |
|------------------|---|---|---|---|---|--|
|                  |   |  |  |  |  |  |
| 2                | Coil: 125', 250', 500'<br>Spool: 500', 1000', 2500' | X   | X   |   |   |  |
| 3                | Coil: 125', 250', 500'<br>Spool: 500', 1000', 2500' | X   | X   | X   |   |  |
| 4                | Coil: 125', 250', 500'<br>Spool: 500', 1000', 2500' | X   | X   | X   | X   |  |
| 4 - (2/2)        | Coil: 125', 250', 500'<br>Spool: 500', 1000', 2500' | X   | X   | X   |   | X  |

**Phase Color Code and Package #10, #8, 6, 4, 2 AWG**

| Conductor Number | Package   | Black   | White   | Red   | Blue   |
|------------------|---|---|---|---|--|
|                  |   |  |  |  |  |
| 2                | Coil: 125', 250', 500'<br>Spool: 500', 1000', 2500' | X   | X   |   |  |
| 3                | Coil: 125', 250', 500'<br>Spool: 500', 1000', 2500' | X   | X   | X   |  |
| 4                | Coil: 125', 250', 500'<br>Spool: 500', 1000', 2500' | X   | X   | X   | X  |

