


Romex® Brand Copper SIMpull® Indoor NM-B Cable

Nonmetallic-Sheathed Cable. 600 Volt. Copper Conductor. PVC Insulation/Nylon Sheath. PVC Jacket with SIMpull® Technology for Easier Pulling.



CONSTRUCTION:

- 1. **Conductor:** Bare copper per ASTM B3. Sizes #14 AWG - #10 AWG are solid. Sizes #8 AWG - #2 AWG are Class B compressed stranded per ASTM B8
- 2. **Insulation:** All phases and neutral(s) are insulated with Polyvinyl Chloride (PVC) with Nylon Sheath
- 3. **Ground:** Solid soft drawn bare copper with kraft paper wrap
- 4. **Binder:** Kraft paper
- 5. **Jacket:** Polyvinyl Chloride (PVC) jacket utilizing SIMpull® Technology

APPLICATIONS AND FEATURES:

Southwire® Romex® Brand SIMpull® NM-B (nonmetallic-sheathed) cable may be used for both exposed and concealed work in dry locations at temperatures not to exceed 90°C (with ampacity limited to that for 60°C conductors) as specified in the National Electrical Code®. NM-B cable is primarily used in residential wiring as branch circuits for outlets, switches, and other loads. NM-B cable may be run in air voids of masonry block or tile walls where such walls are not wet or damp locations. Voltage rating for NM-B cable is 600 volts.

SPECIFICATIONS:

- ASTM B3 Soft or Annealed Copper Wire
- ASTM B8 Concentric-Lay-Stranded Copper Conductors
- UL 719 Nonmetallic-Sheathed Cables
- RoHS-2 (European Directive 2011/65/EU)
- Federal Specification A-A-59544
- NOM-063-SCFI Electrical Products – Conductors – Safety Requirements

SAMPLE PRINT LEGEND:

E18679 (UL) ROMEX® SIMpull{TM} XX AWG (X.XXmm2) CU X CDR WITH XX AWG (mm2) GROUND TYPE NM-B 600 VOLTS
NOM-ANCE PAT www.patentSW.com

Table 1 – Weights and Measurements

Stock Number	Cond. Size	Cond. Number	Strand Count	Insul. Thickness	Ground	Jacket Thickness	Approx. OD	Copper Weight	Approx. Weight
	AWG/Kcmil		No. of Strands	mil	No. x AWG	mil	inch	lb/1000ft	lb/1000ft
288274	14	2	Solid	21	1 x 14	30	0.374 x 0.172	37	62

All dimensions are nominal and subject to normal manufacturing tolerances

◊ Cable marked with this symbol is a standard stock item

4/C NM-B constructions are round

^4 (2/2) Extra circuit construction






Table 2 – Electrical and Engineering Data

Stock Number	Cond. Size	Cond. Number	DC Resistance @ 25°C	AC Resistance @ 75°C	Inductive Reactance @ 60Hz	Allowable Ampacity At 60°C
	AWG/Kcmil		Ω/1000ft	Ω/1000ft	Ω/1000ft	Amp
288274	14	2	2.631	3.170	0.058	15





Ampacities based upon 2023 NEC Table 310.16. Also, see NEC sections 310.15 for additional requirements.

Ampacities have been adjusted for more than Three Current-Carrying Conductors.

Phase Color Code and Package #14 and 12 AWG

Conductor Number	Package	Black	White	Red	Blue	White/Red
						
2	Coil: 125', 250', 500' Spool: 500', 1000', 2500'	X	X			
3	Coil: 125', 250', 500' Spool: 500', 1000', 2500'	X	X	X		
4	Coil: 125', 250', 500' Spool: 500', 1000', 2500'	X	X	X	X	
4 - (2/2)	Coil: 125', 250', 500' Spool: 500', 1000', 2500'	X	X	X		X

Phase Color Code and Package #10, #8, 6, 4, 2 AWG

Conductor Number	Package	Black	White	Red	Blue
					
2	Coil: 125', 250', 500' Spool: 500', 1000', 2500'	X	X		
3	Coil: 125', 250', 500' Spool: 500', 1000', 2500'	X	X	X	
4	Coil: 125', 250', 500' Spool: 500', 1000', 2500'	X	X	X	X

