

EZ-IN™ Mini-Split Cable

Copper Insulated Singles. Green Insulated Copper Grounding Conductor. UL Listed. 600 Volts. Lightweight Aluminum Interlocked Armor. PVC Jacketed, Sunlight Resistant.

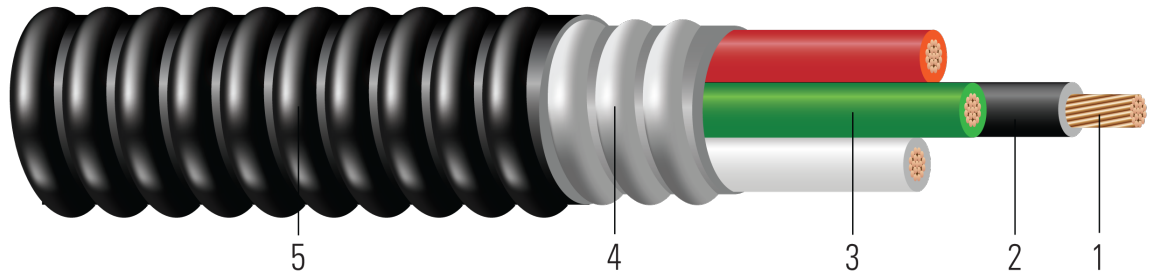


Image not to scale. See Table 1 for dimensions.

CONSTRUCTION:

1. **Conductor:** Stranded class B compressed copper per ASTM B3 and ASTM B8
2. **Insulation:** All phases are insulated with Polyvinyl Chloride with Nylon Sheath
3. **Ground:** Green insulated ground. Polyvinyl Chloride with Nylon Sheath
4. **Aarmor:** Aluminum Interlocked Armor
5. **Jacket:** Polyvinyl Chloride (PVC) sunlight resistant and corrosion resistant

APPLICATIONS AND FEATURES:

Southwire EZ-IN™ Mini-Split Jacketed Type MC Cable is suitable for use as follows:

- Where exposed to cinder fills, strong chlorides, caustic alkalis, or vapors of chlorine or of hydrochloric acids.
- Fished or embedded in plaster.
- Installed without the use of conduit.
- Concealed or exposed installations.
- Suitable for Wet Location per NEC 330.10(A)(11)
- Installation in cable tray and approved raceways, or as aerial cable on a messenger.
- Type THHN/THWN/TFN rated 90°C Dry/ 75°C Wet
- Anti-Short bushing not required

Southwire EZ-IN™ Mini-Split Cable - meets or exceeds the following requirements:

- UL Online Product Guide Info - Metal-Clad Cable (PJAZ) (www.ul.com)
- Federal Specification A-A59544 (formerly J-C-30B)
- NFPA 70 (National Electrical Code), Article 330

SPECIFICATIONS:

- ASTM B3 Soft or Annealed Copper Wire
- ASTM B8 Concentric-Lay-Stranded Copper Conductors
- UL 83 Thermoplastic Insulated Wires and Cables
- UL 1569 Metal-Clad Cables
- UL 1685 FT4 Vertical-Tray Fire Propagation and Smoke Release Test
- IEEE 1202 FT4 Flame Test (70,000) BTU/hr Vertical Tray Test
- RoHS-3 Complies with European Directive 2015/863



Southwire Company, LLC | One Southwire Drive, Carrollton, GA 30119 | www.southwire.com

Copyright © 2024 Southwire Company, LLC. All Rights Reserved



Southwire

**CABLETECH
SUPPORT™**

Services

UPDATED: Dec. 11, 2023, 9:29 p.m. UTC REVISION: 1.000.006

- Buy American: Compliant with Buy American Requirements, found in 49 U.S.C. § 5323(j); specify “Made in the USA Only!” when ordering to ensure your project receives American made products.

SAMPLE PRINT LEGEND:

SOUTHWIRE EZ-IN MINI SPLIT CABLE {UL} X/C XX AWG CU THHN OR THWN CDRS 600 VOLTS TYPE MC FOR CT USE SUN RES 90°C

Table 1 – Weights and Measurements

Stock Number	Cond. Size	Conductor Number	Diameter Over Conductor	Conductor Stranding	Insulation Thickness	Diameter Over Armor	Jacket Thickness	Approx. OD	Copper Weight	Overall Weight
	AWG/Kcmil		inch		mils	inch	mil	inch	lbs/1000ft	lbs/1000ft
583410◇	14	7	0.070	7	20	0.544	50	0.650	89	231

All dimensions are nominal and subject to normal manufacturing tolerances

◇ Cable marked with this symbol is a standard stock item









Table 2 – Electrical and Engineering Data

Cond. Size	Conductor Number	Min. Bend Radius	DC Resistance at 25°C	AC Resistance at 75°C	Allowable Ampacity Raceway 60°C	Allowable Ampacity Raceway 75°C	Allowable Ampacity Raceway 90°C
AWG/Kcmil		Inches	Ω/1000ft	Ω/1000ft	Amp	Amp	Amp
14	7	4.5	2.631	3.170	10	14	17

* Ampacities based upon 2023 NEC Table 310.16 and do not take into account the overcurrent protection limitations in NEC 240.4(D) of 15 Amps for 14 AWG CU, 20 Amps for 12 AWG CU, and 30 Amps for 10 AWG CU (independent of the conductor temperature rating and stranding if size is present in table). Also, see NEC sections 310.15 and 110.14(C) for additional requirements.

* Ampacities have been adjusted for more than Three Current-Carrying Conductors.

Colors:

Stock Number	Size AWG	Conductor Number	Black	Red	Blue	Brown	Orange	Yellow	Red/Black	White	Green
											
586288	16	4	X	X						X	X
583408	14	4	X	X						X	X
583410	14	7	X	X	X	X	X	X	X	X	X

